

PLC Programming Cables

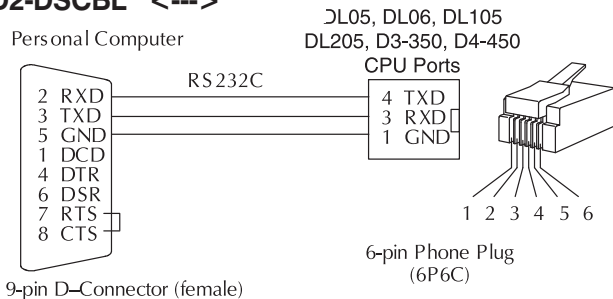
Since CPUs provide many different communication port possibilities, it is helpful to know exactly which communications cable is required. Use the table below to choose the proper cable:

Family	CPU (or other device)	Port	Cable
DirectLOGIC DL05	All versions	Port 1	D2-DSCBL
		Port 2	D2-DSCBL
	H0-ECOM / ECOM100 (modules)	Only one	**
	D0-DCM (module)	Port 1	D2-DSCBL
		Port 2	D2-DSCBL-1
DirectLOGIC DL06	All versions	Port 1	D2-DSCBL
		Port 2	D2-DSCBL-1
	H0-ECOM / ECOM100 (modules)	Only one	**
	D0-DCM (module)	Port 1	D2-DSCBL
		Port 2	D2-DSCBL-1
DirectLOGIC DL105	F1-130 (all versions)	Only one	D2-DSCBL
DirectLOGIC DL205	D2-230	Only one	D2-DSCBL
	D2-240	Top port	D2-DSCBL
		Bottom port	D2-DSCBL
	D2-250(-1)	Top port	D2-DSCBL
		Bottom port	D2-DSCBL-1
	D2-260	Top port	D2-DSCBL
		Bottom port	D2-DSCBL-1
	D2-DCM (module)	Only one	D3-DSCBL-2
H2-ECOM (-F) / ECOM100	Only one	**	
DirectLOGIC DL305	D3-330/D3-330P	Requires DCU*	D3-DSCBL-2
	D3-340	Top port	D3-DSCBL-1
		Bottom port	D3-DSCBL-1
	D3-350	Top port	D2-DSCBL
		Bottom port	D3-DSCBL-2
D3-DCM (module)	Only one	D3-DSCBL-2	
DirectLOGIC DL405	D4-430/D4-440	Top port (15-pin)	D4-DSCBL
		Bottom port (25-pin)	D3-DSCBL-2
	D4-450	Phone jack	D2-DSCBL
		Top port (15-pin)	D4-DSCBL
		Bottom port (25-pin)	D3-DSCBL-2
	D4-DCM (module)	Only one	D3-DSCBL-2
	H4-ECOM (-F) / ECOM100	Only one	**
Slice I/O (module)	Only one	D4-DSCBL	
GE® Series 1	IC610CPU105/106	Requires DCU*	D3-DSCBL-2
T1305™/SIMATIC® T1305™	325-07, PPX:325-07	Requires DCU*	D3-DSCBL-2
	330-37, PPX:330-37	Requires DCU*	D3-DSCBL-2
	325S-07 (or 325 with stage kit)	Requires DCU*	D3-DSCBL-2
	330S-37, PPX:330S-37	Requires DCU*	D3-DSCBL-2
	335-37, PPX:335-37	Phone jack	D3-DSCBL-1
If DCU is used*		D3-DSCBL-2	
T1405™/SIMATIC® T1405™	425-CPU, PPX:425-CPU	If DCU is used*	D4-DSCBL
	N/A, PPX:430-CPU	Top port (15-pin)	D4-DSCBL
		Bottom port (25-pin)	D3-DSCBL-2
	435-CPU, PPX:435-CPU	Top port (15-pin)	D4-DSCBL
		Bottom port (25-pin)	D3-DSCBL-2
Smart slice	Only one	D4-DSCBL	
* Requires RS232 Data Communications Unit (D3-232-DCU).			
**Requires standard Ethernet twisted pair cable (HX-ECOM) or standard fiber optic cable (HX-ECOM-F).			

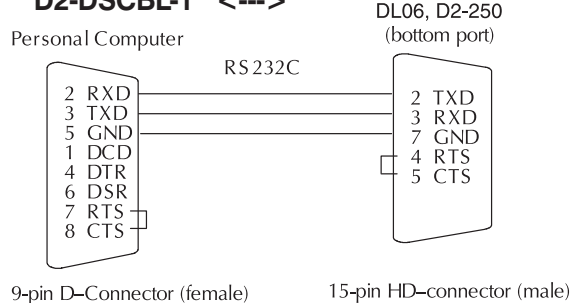
PLC Programming Cables

Pin labeling conforms to IBM DTE and DCE standards

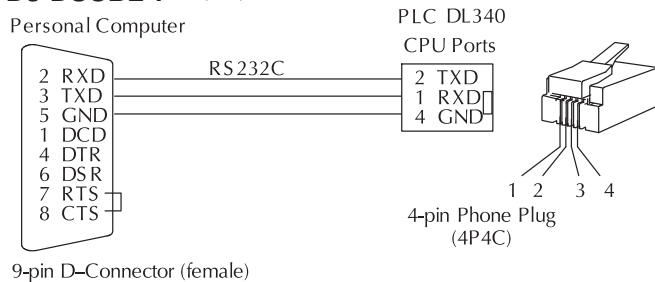
D2-DSCBL <--->



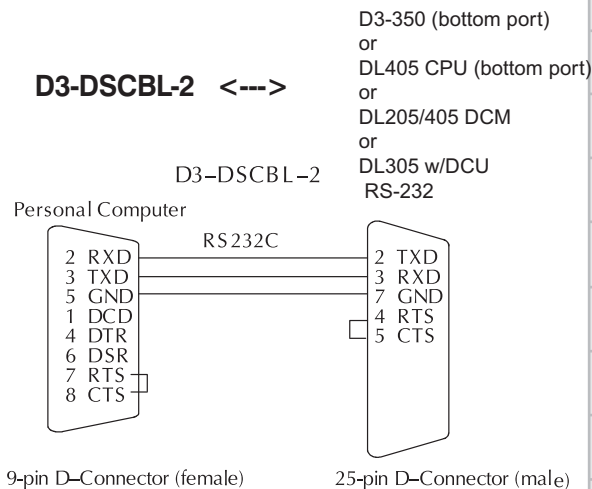
D2-DSCBL-1 <--->



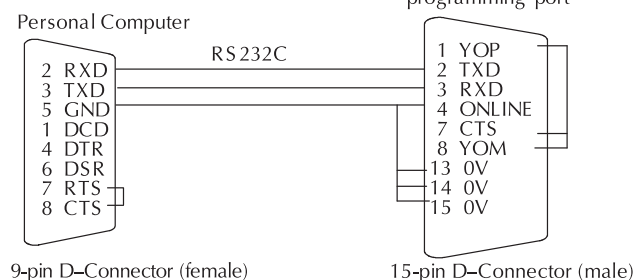
D3-DSCBL-1 <--->



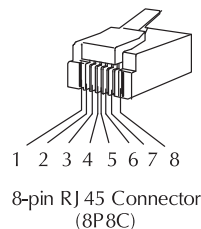
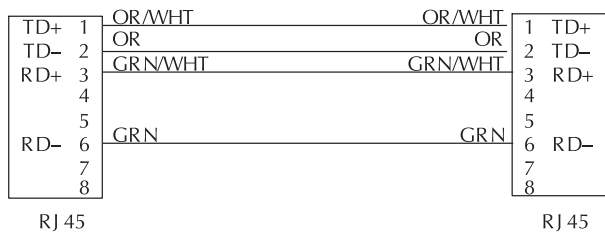
D3-DSCBL-2 <--->



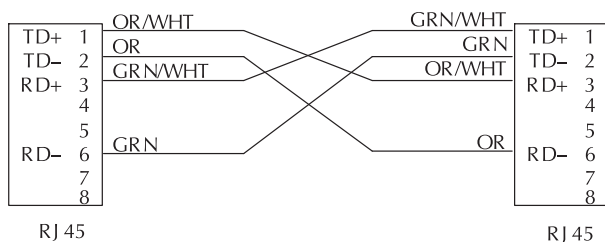
D4-DSCBL <--->



Straight-through Patch Cable (Ethernet)



Crossover Cable (Ethernet)



All Ethernet and ECOM patch cables should be Category 5, UTP Cable. The diagram illustrates the appropriate wire position in the RJ45 connector.