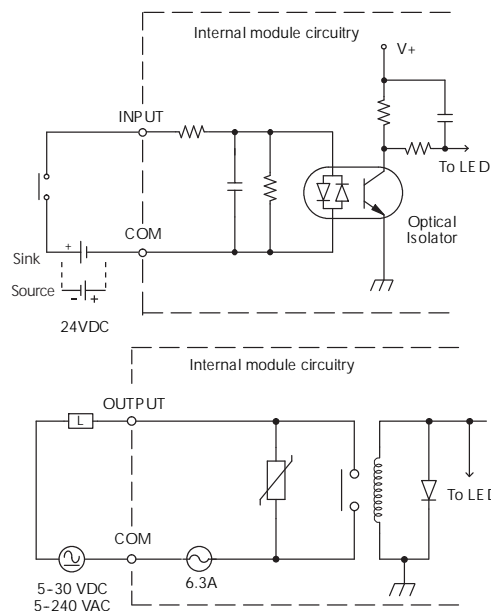
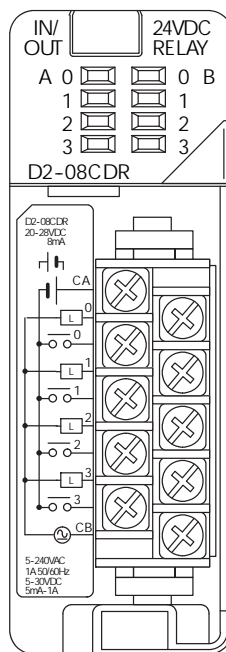
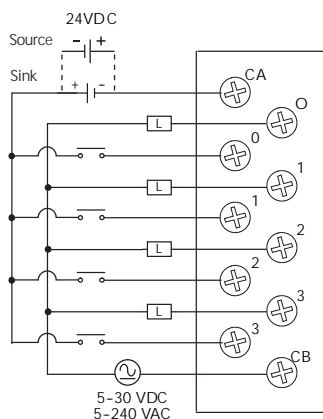
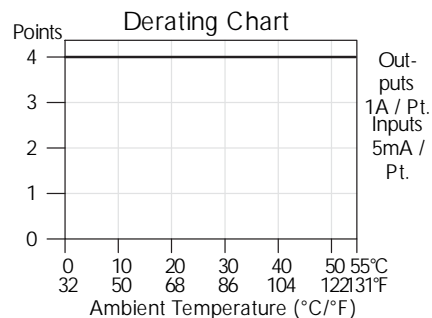


# DC Input/Relay Output Module

D2-08CDR 4-pt. DC In / 4pt. Relay Out <---->	
<b>General Specifications</b>	
<b>Base Power Required 5VDC</b>	200 mA
<b>Terminal Type (included)</b>	Removable; D2-8IOCON
<b>Status Indicator</b>	Logic side
<b>Weight</b>	3.5 oz. (100 g)
<b>Input Specifications</b>	
<b>Inputs per Module</b>	4 (sink/source)
<b>Input Points Consumed</b>	8 (only first 4-pts. are used)
<b>Commons per Module</b>	1
<b>Input Voltage Range</b>	20-28 VDC
<b>Peak Voltage</b>	30 VDC
<b>ON Voltage Level</b>	19 VDC minimum
<b>OFF Voltage Level</b>	7 VDC maximum
<b>AC Frequency</b>	N/A
<b>Input Impedance</b>	4.7 kΩ
<b>Input Current</b>	5mA @ 24 VDC
<b>Maximum Current</b>	8mA @ 30 VDC
<b>Minimum ON Current</b>	4.5 mA
<b>Maximum OFF Current</b>	1.5 mA
<b>OFF to ON Response</b>	1 to 10 ms
<b>ON to OFF Response</b>	1 to 10 ms
<b>Fuses (input circuits)</b>	None

Output Specifications	
<b>Outputs per Module</b>	4
<b>Outputs Points Consumed</b>	8 (only first 4-pts. are used)
<b>Commons per Module</b>	1
<b>Output Type</b>	Relay, form A (SPST)
<b>Operating Voltage</b>	5-30 VDC; 5-240 VAC
<b>Peak Voltage</b>	30 VDC; 264 VAC
<b>ON Voltage Drop</b>	N/A
<b>AC Frequency</b>	47 to 63 Hz
<b>Minimum Load Current</b>	5 mA @ 5 VDC
<b>Max Load Current (resistive)</b>	1A/point ; 4A/module
<b>Max Leakage Current</b>	0.1 mA @ 264 VAC
<b>Max Inrush Current</b>	3A for < 100 ms 10 A for < 10 ms (common)
<b>OFF to ON Response</b>	12 ms
<b>ON to OFF Response</b>	10 ms
<b>Fuses (output circuits)</b>	1 (6.3A slow blow, replaceable); Order D2-FUSE-3 (5 per pack)

Typical Relay Life (Operations)		
Voltage/Load	Current	Closures
24 VDC Resistive	1A	500k
24 VDC Solenoid	1A	100k
110 VAC Resistive	1A	500k
110 VAC Solenoid	1A	200k
220 VAC Resistive	1A	350k
220 VAC Solenoid	1A	100k



For "Sinking and Sourcing Concepts", see the Appendix section in this catalog.